

# Vanguard European Stock Index Fund

International stock fund | Admiral™ Shares

## Fund facts

Risk level Low ← → High					Total net assets	Expense ratio as of 02/25/22	Ticker symbol	Turnover rate	Inception date	Fund number
1	2	3	4	5	\$4,817 MM	0.10%	VEUSX	3.1%	08/13/01	0579

## Investment objective

Vanguard European Stock Index Fund seeks to track the performance of a benchmark index that measures the investment return of stocks issued by companies located in the major markets of Europe.

## Investment strategy

The fund employs an indexing investment approach by investing all, or substantially all, of its assets in the common stocks included in the FTSE Developed Europe All Cap Index. The FTSE Developed Europe All Cap Index is a market-capitalization-weighted index that is made up of approximately 1,200 common stocks of large-, mid-, and small-cap companies located in 16 European countries—mostly companies in the United Kingdom, Germany, France and Switzerland. Other countries represented in the Index include Austria, Belgium, Denmark, Finland, Greece, Ireland, Italy, the Netherlands, Norway, Portugal, Spain, and Sweden.

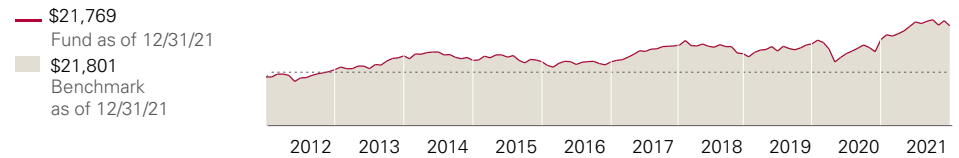
For the most up-to-date fund data, please scan the QR code below.



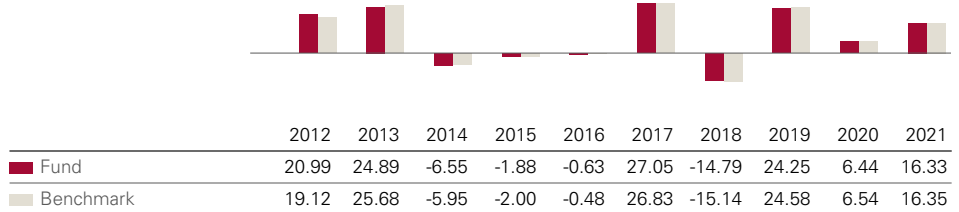
## Benchmark

Primary: Spliced European Stock Index, Fair-valued priced: FTSE Dev Europe All Cap FV Ix

## Growth of a \$10,000 investment : January 31, 2012—December 31, 2021



## Annual returns



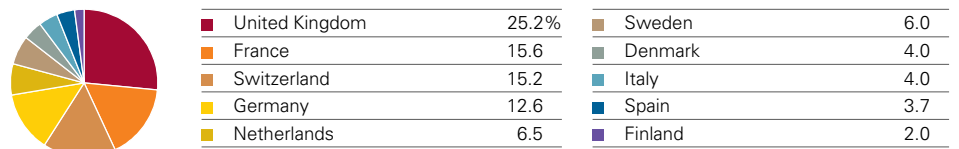
## Total returns

	Periods ended March 31, 2022					
	Quarter	Year to date	One year	Three years	Five years	Ten years
Fund	-8.72%	-8.72%	1.98%	8.25%	7.09%	6.51%
Benchmark	-7.89%	-7.89%	2.87%	8.64%	7.32%	6.63%
FVP Benchmark	-8.27%	—	2.17%	8.29%	7.13%	—

**The performance data shown represent past performance, which is not a guarantee of future results. Investment returns and principal value will fluctuate, so investors' shares, when sold, may be worth more or less than their original cost. Current performance may be lower or higher than the performance data cited. For performance data current to the most recent month-end, visit our website at [vanguard.com/performance](https://www.vanguard.com/performance). The performance of an index is not an exact representation of any particular investment, as you cannot invest directly in an index.**

Figures for periods of less than one year are cumulative returns. All other figures represent average annual returns. Performance figures include the reinvestment of all dividends and any capital gains distributions. All returns are net of expenses.

## Market allocation—stocks



# Vanguard European Stock Index Fund

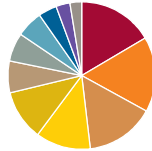
International stock fund | Admiral™ Shares

## Ten largest holdings\*

1	Nestle SA	
2	Roche Holding AG	
3	ASML Holding NV	
4	Shell plc	
5	AstraZeneca plc	
6	Novartis AG	
7	LVMH Moët Hennessy Louis Vuitton SE	
8	Novo Nordisk A/S	
9	HSBC Holdings plc	
10	SAP SE	
Top 10 as % of total net assets		18.2%

\* The holdings listed exclude any temporary cash investments and equity index products.

## Sector Diversification



Financials	16.5%	Basic Materials	6.3
Industrials	16.5	Energy	5.8
Health Care	15.1	Utilities	4.0
Consumer Discretionary	12.1	Telecommunications	3.1
Consumer Staples	11.0	Real Estate	2.6
Technology	7.0	Other	0.0

Sector categories are based on the Industry Classification Benchmark system ("ICB"), except for the "Other" category (if applicable), which includes securities that have not been provided an ICB classification as of the effective reporting period.

Connect with Vanguard® > [vanguard.com](https://www.vanguard.com)

### Plain talk about risk

An investment in the fund could lose money over short or even long periods. You should expect the fund's share price and total return to fluctuate within a wide range, like the fluctuations of the overall stock market. The fund's performance could be hurt by:

**Stock market risk:** The chance that stock prices overall will decline. Stock markets tend to move in cycles, with periods of rising stock prices and periods of falling stock prices. The fund's investments in foreign stock markets can be riskier than U.S. stock investments. The prices of foreign stocks and the prices of U.S. stocks have, at times, moved in opposite directions. In addition, the fund's target index may, at times, become focused in stocks of a particular sector, category, or group of companies.

**Country/Regional risk:** The chance that world events—such as political upheaval, financial troubles, or natural disasters—will adversely affect the value of securities issued by companies in foreign countries or regions. The index's, and therefore the fund's, heavy exposure to four countries (the United Kingdom, France, Germany, and Switzerland) subjects the fund to a higher degree of country risk than that of more geographically diversified international funds.

**Currency risk:** The chance that the value of a foreign investment, measured in U.S. dollars, will decrease because of unfavorable changes in currency exchange rates.

### Note on frequent trading restrictions

Frequent trading policies may apply to those funds offered as investment options within your plan. Please log on to [vanguard.com](https://www.vanguard.com) for your employer plans or contact Participant Services at 800-523-1188 for additional information.

London Stock Exchange Group companies include FTSE International Limited ("FTSE"), Frank Russell Company ("Russell"), MTS Next Limited ("MTS"), and FTSE TMX Global Debt Capital Markets Inc. ("FTSE TMX"). All rights reserved. "FTSE", "Russell", "MTS", "FTSE TMX" and "FTSE Russell" and other service marks and trademarks related to the FTSE or Russell indexes are trademarks of the London Stock Exchange Group companies and are used by FTSE, MTS, FTSE TMX and Russell under licence. All information is provided for information purposes only. No responsibility or liability can be accepted by the London Stock Exchange Group companies nor its licensors for any errors or for any loss from use of this publication. Neither the London Stock Exchange Group companies nor any of its licensors make any claim, prediction, warranty or representation whatsoever, expressly or impliedly, either as to the results to be obtained from the use of the FTSE Indexes or the fitness or suitability of the Indexes for any particular purpose to which they might be put.

**For more information about Vanguard funds or to obtain a prospectus, see below for which situation is right for you.**

If you receive your retirement plan statement from Vanguard or log on to Vanguard's website to view your plan, visit [vanguard.com](https://www.vanguard.com) or call **800-523-1188**.

If you receive your retirement plan statement from a service provider other than Vanguard or log on to a recordkeeper's website that is not Vanguard to view your plan, please call **855-402-2646**.

**Visit [vanguard.com](https://www.vanguard.com) to obtain a prospectus or, if available, a summary prospectus. Investment objectives, risks, charges, expenses, and other important information about a fund are contained in the prospectus; read and consider it carefully before investing.**

**Financial advisor clients: For more information about Vanguard funds, contact your financial advisor to obtain a prospectus.**

Investment Products: Not FDIC Insured • No Bank Guarantee • May Lose Value